



Placeholder Text

CONTENT REMOVED

APRIL 2022



Placeholder Text



Uber Eats


Bolt Food



SAUCEY



Click & Collect





CONTENT REMOVED

PLACEHOLDER MONTHLY REPORT

MONTH 2022



Table of Contents

1. Overview
2. Placeholder
3. Placeholder
4. Placeholder
 - I. Location
 - II. Location
 - III. Location

Placeholder Title Overview

PLACEHOLDER SUBTITLE TEXT

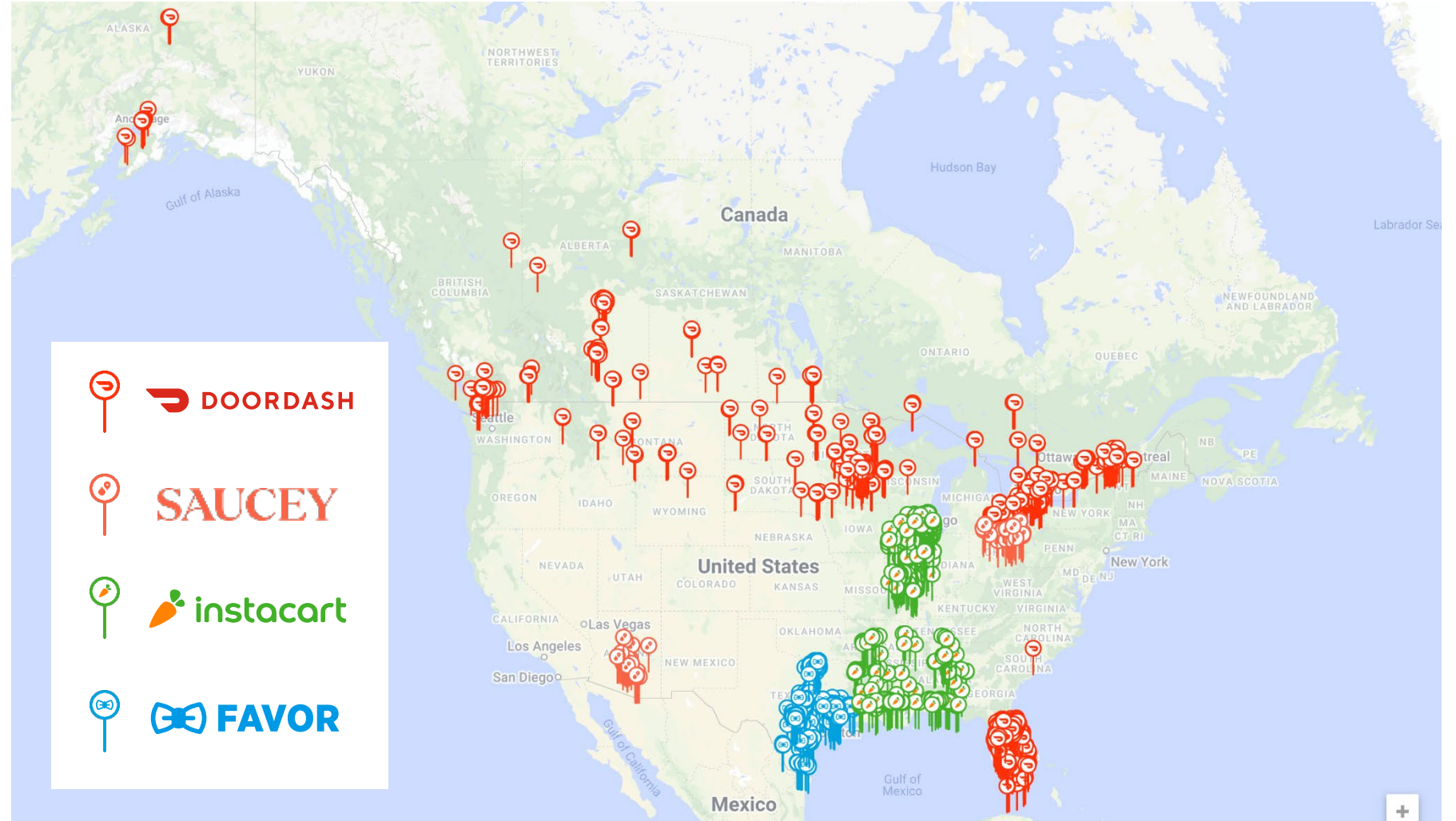
TOTAL SAMPLE

123,456

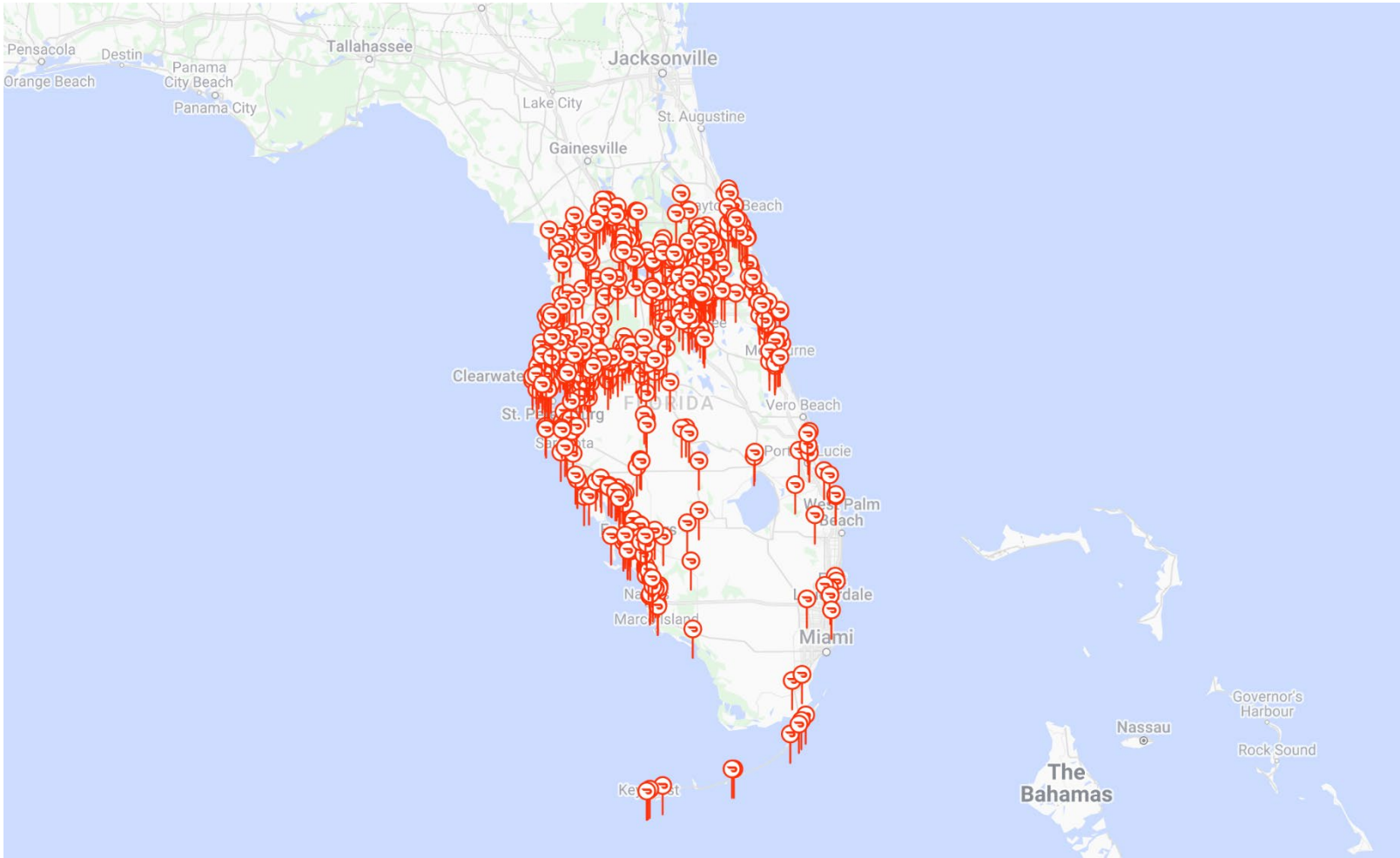
AVERAGE SAMPLE

SAMPLE SUBTITLE

Region Name	1.23
Region Name	1.23
Region Name	1.23
Region Name	1.23
Region Name	1.23



LOCATIONS



KEY PERFORMANCE
Location

Metric Category

JAN 22' **1296**

DEC 21' **1296**

Metric Category

JAN 22' **\$23,456**

DEC 21' **\$12,345**

Metric Category

JAN 22' **39,162**

DEC 21' **33,110**

Metric Category

JAN 22' **8.71%**

DEC 21' **8.33%**

Placeholder Text: Month 2022 - Location



Accomplishments

- The content on this slide has been removed for confidentiality reasons. This is placeholder text to replace proprietary IP.
- The content on this slide has been removed for confidentiality reasons.



Challenges

- The content on this slide has been removed for confidentiality reasons. This is placeholder text to replace proprietary IP.
- The content on this slide has been removed for confidentiality reasons.



Goals

- The content on this slide has been removed for confidentiality reasons. This is placeholder text to replace proprietary IP.

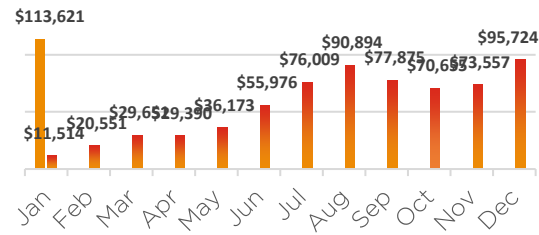
PLACEHOLDER STATS

Placeholder	0.34
Placeholder	1.00
Placeholder	1.27
Placeholder	2.23

PLACEHOLDER

- The content on this slide has been removed for confidentiality reasons. This is placeholder text to replace proprietary IP.

PLACEHOLDER STATS



Positive Customer Comments

- The content on this slide has been removed for confidentiality reasons. This is placeholder text to replace proprietary IP.

PLACEHOLDER STATS

636

Negative Customer Comments

- The content on this slide has been removed for confidentiality reasons. This is placeholder text to replace proprietary IP.

Placeholder Text: Month 2022 - Location

PERFORMANCE

PLACEHOLDER METRIC
Unavail

PLACEHOLDER METRIC
6.19 min.

PLACEHOLDER METRIC
4.44 min.

PLACEHOLDER METRIC
26 min.

PLACEHOLDER METRIC
\$12.95

PLACEHOLDER METRIC
4.82 ABOVE INDUSTRY AVERAGE

PLACEHOLDER METRIC
10 PM


PLACEHOLDER METRIC
10 PM

*Note that the avg. delivery time will always be higher than the manual summation of the avg. time to store, avg. time at merchant, and avg. time to deliver as manual summation does not capture activities that take place such as the time it takes an order to transmit to the store as well as the time it takes to assign a Runner to an order.

TOP 10 SELLING PRODUCTS



Placeholder Product
(12 oz x 12 ct.)
Sales: \$123.456
Count: 123



Placeholder Product
(12 oz x 12 ct.)
Sales: \$123.456
Count: 123



Placeholder Product
Sales: \$123.456
Count: 123



Placeholder Product
Sales: \$123.456
Count: 123



Placeholder Product
(12 oz x 12 ct.)
Sales: \$123.456
Count: 123



Placeholder Product
(12 oz x 12 ct.)
Sales: \$123.456
Count: 123



Placeholder Product
Sales: \$123.456
Count: 123



Placeholder Product
Sales: \$123.456
Count: 123



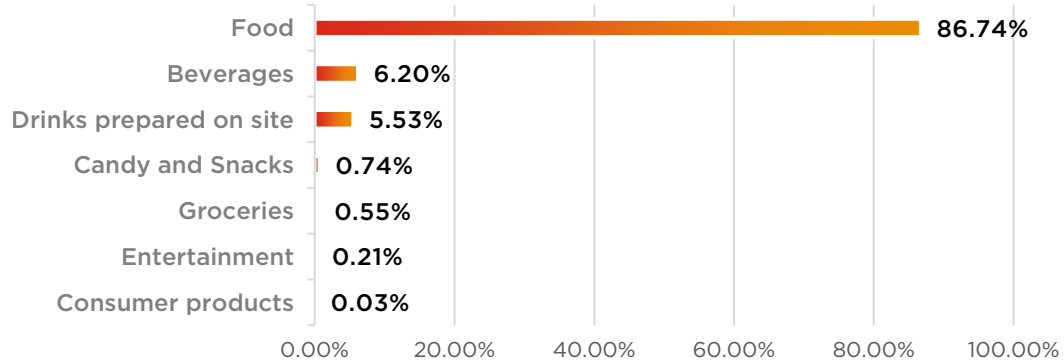
Placeholder Product
(12 oz x 12 ct.)
Sales: \$123.456
Count: 123



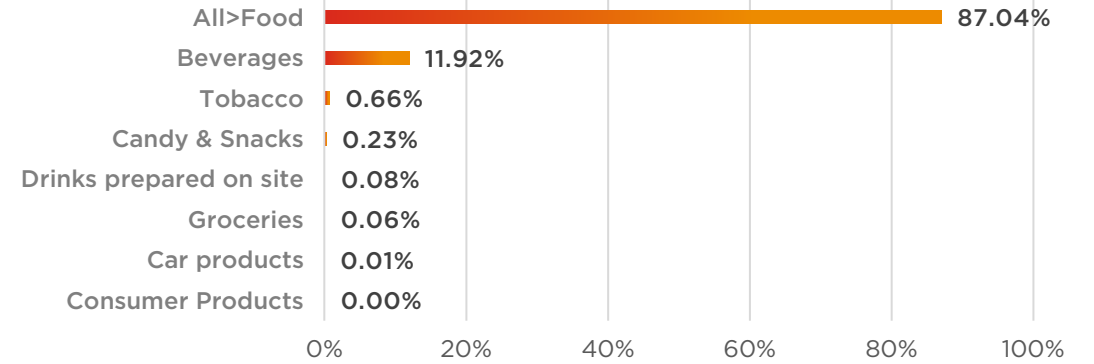
Placeholder Product
(12 oz x 12 ct.)
Sales: \$123.456
Count: 123

Placeholder Text

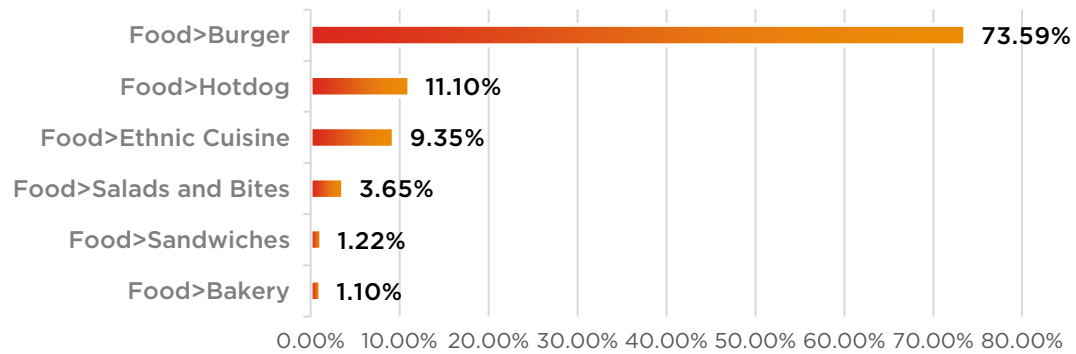
Placeholder: Content Removed



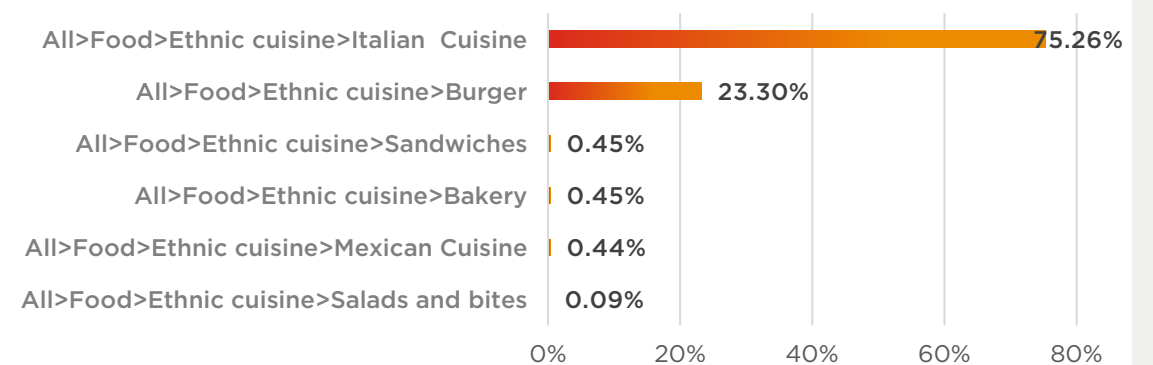
Placeholder: Content Removed



Placeholder: Content Removed



Placeholder: Content Removed



LOCATION

Placeholder Text



**MERCH PROGRAM
MONTHLY REPORT**

MONTH 2022

TOTAL STORES

12,345

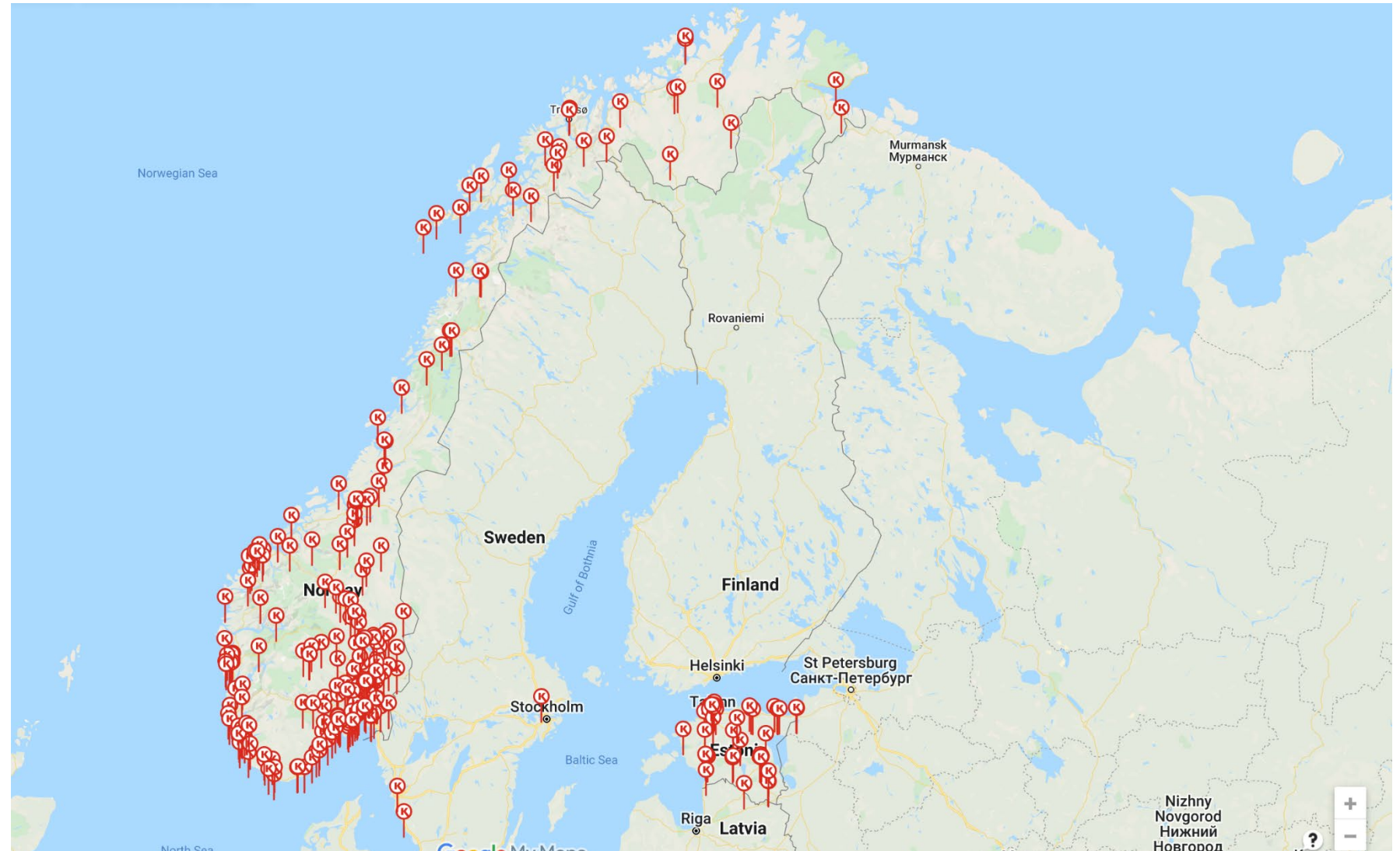
AVERAGE SAMPLE

SAMPLE SUBTITLE

Region Name	1.23
Region Name	1.23
Region Name	1.23
Region Name	1.23
Region Name	1.23

Placeholder Text Overview: Month 2022

Placeholder Text



Placeholder



Placeholder

Placeholder: 233 sites

Placeholder: 60 Sites

Placeholder: 3 sites (recently launched - no data yet)

Planning to launch in xx more sites in 2022



Placeholder text, content has been removed:

Placeholder: 0.69

Placeholder: 0.25



Placeholder

- Content removed
- Content removed
- Content removed



Placeholder

Placeholder : NOK 13.79 mil.
(USD 1.529 M)

Placeholder : NOK 631K (USD 70K)



Placeholder

Norway: x

Estonia: x

Sweden: x

Placeholder

Placeholder: € 167 420(+/- 30%)

Placeholder: € 20 000/ month

Placeholder: €262 108 (+/- 30%)

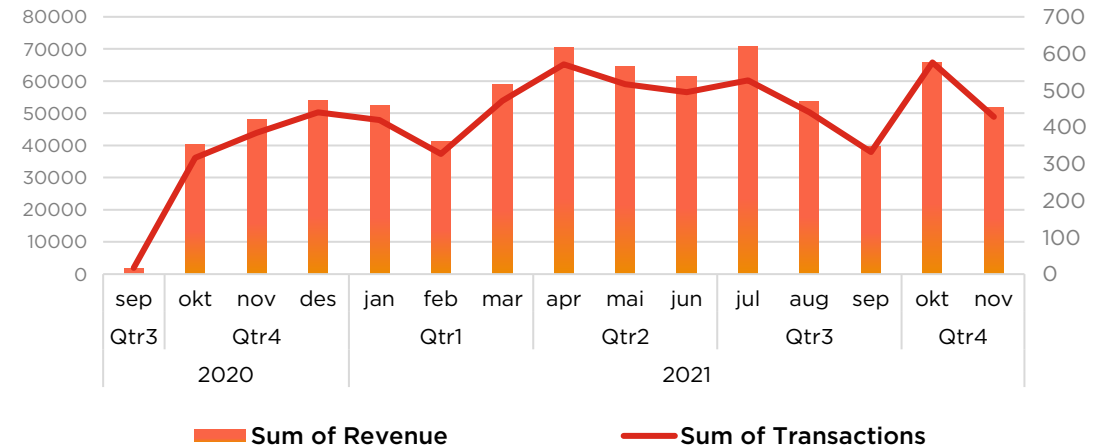
Placeholder:

Placeholder:

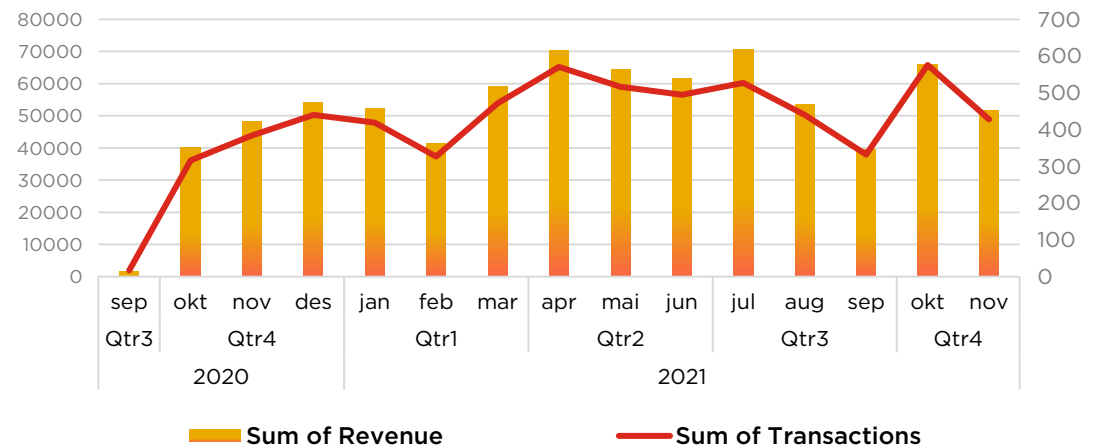
Placeholder: Have not calculated with any extra costs

Placeholder

PLACEHOLDER TEXT



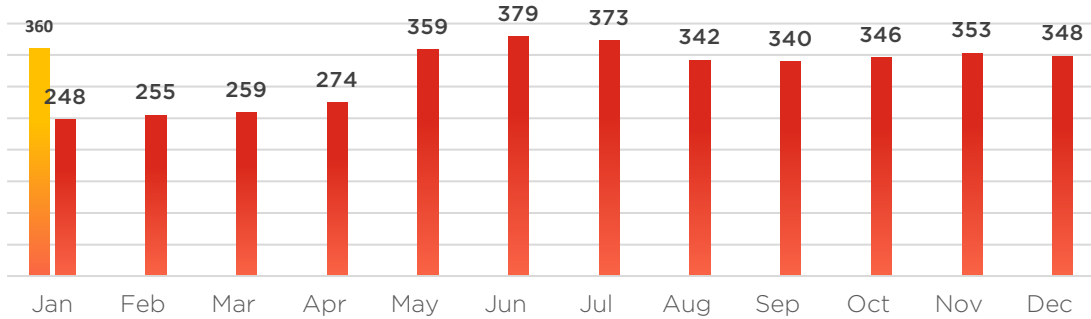
PLACEHOLDER TEXT



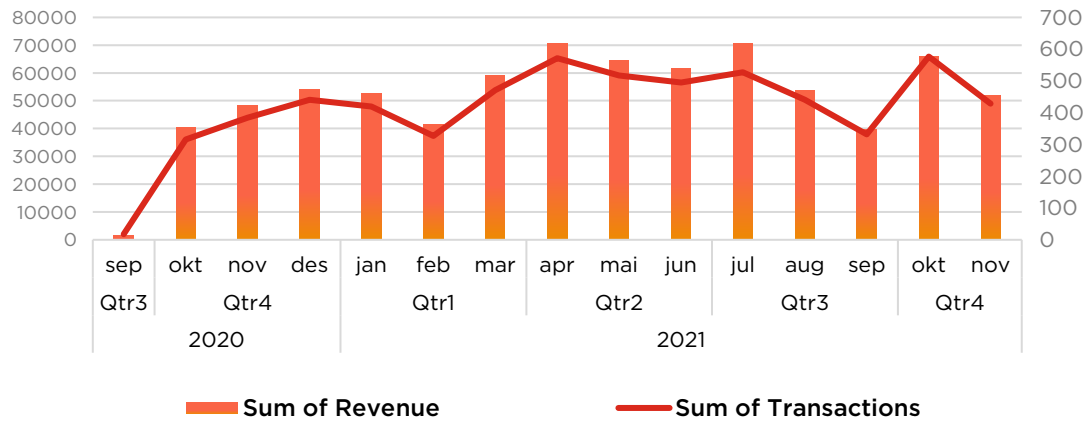
Merch Program Monthly Report: Template

KEY 2022 2021

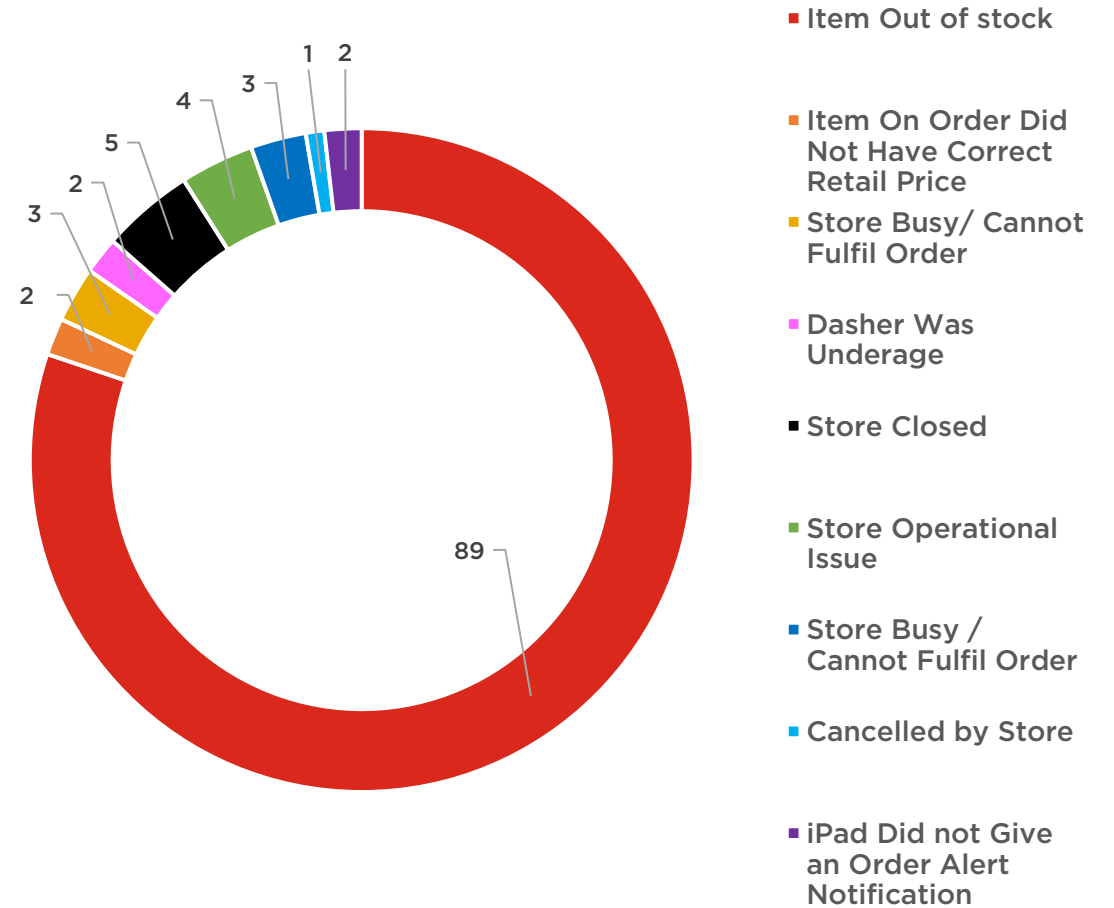
Location Total Stores: YOY 2022



Location Total Stores: YOY 2022



Cancellation Reasons



Voice of Customer (Norway: August – October 2021)

Positive Feedback



- The content on this slide has been removed for confidentiality reasons.
- The content on this slide has been removed for confidentiality reasons.
- The content on this slide has been removed for confidentiality reasons.
- The content on this slide has been removed for confidentiality reasons.
- The content on this slide has been removed for confidentiality reasons.
- The content on this slide has been removed for confidentiality reasons.
- The content on this slide has been removed for confidentiality reasons.
- The content on this slide has been removed for confidentiality reasons.

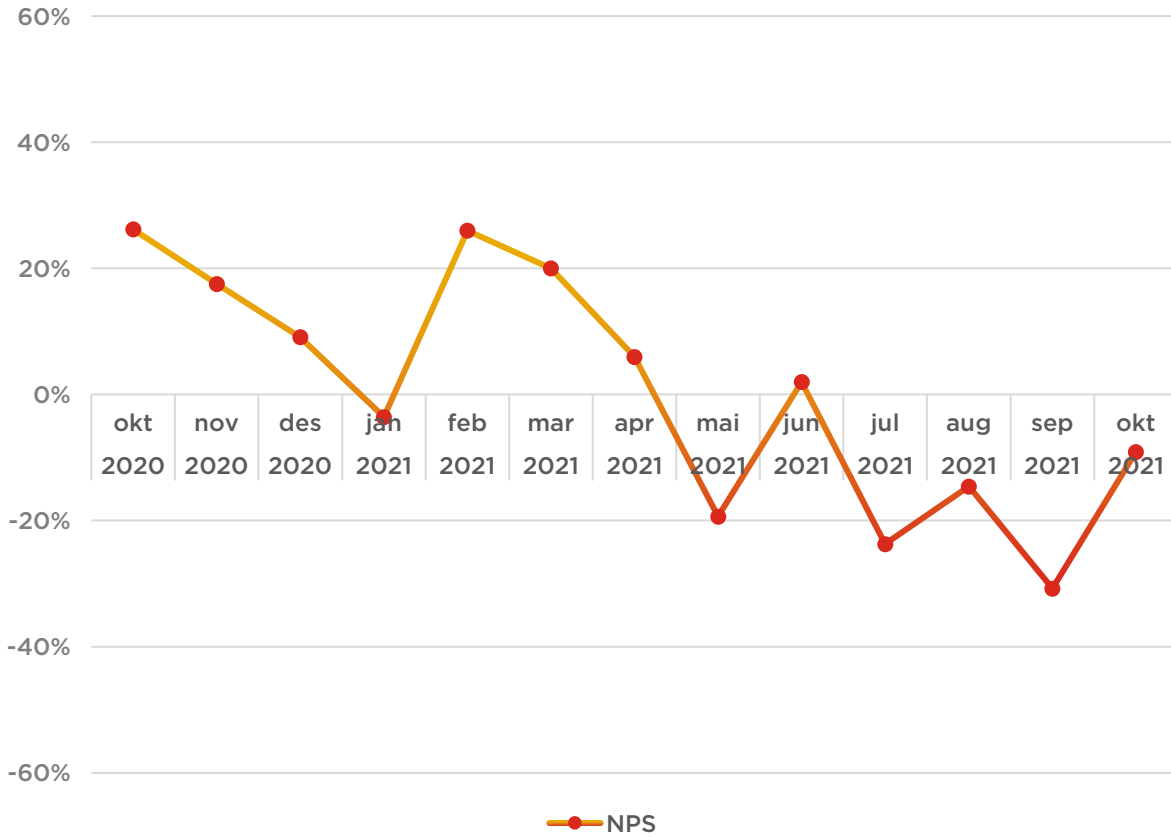
Negative Feedback



- The content on this slide has been removed:
 - The content on this slide has been removed
 - The content on this slide has been removed
- The content on this slide has been removed:
 - The content on this slide has been removed
 - The content on this slide has been removed
- The content on this slide has been removed:
 - The content on this slide has been removed
 - The content on this slide has been removed

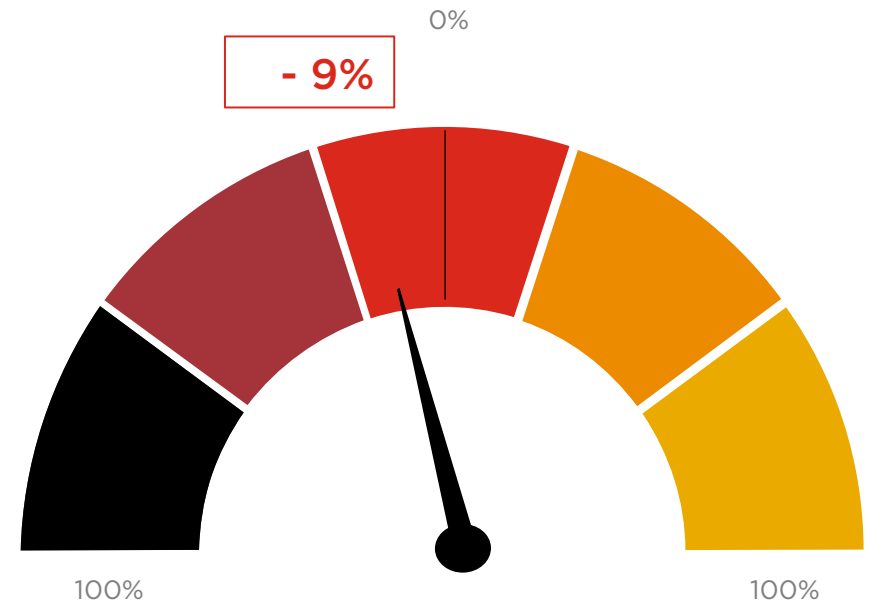
Placeholder Text

Placeholder



Placeholder

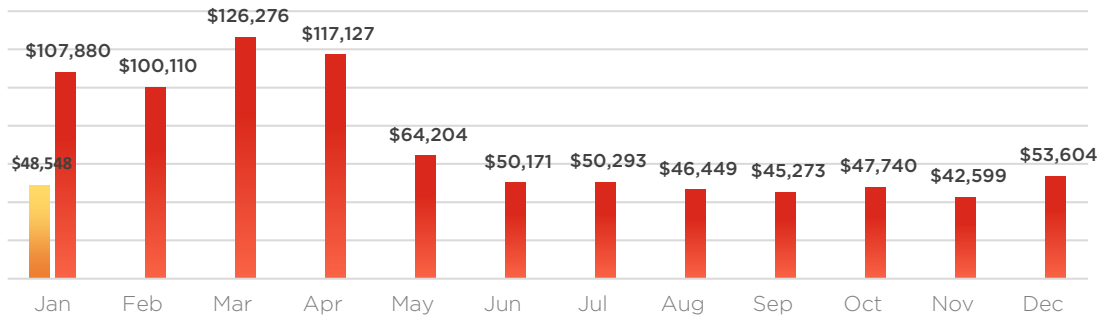
OCTOBER 2020 - OCTOBER 2021



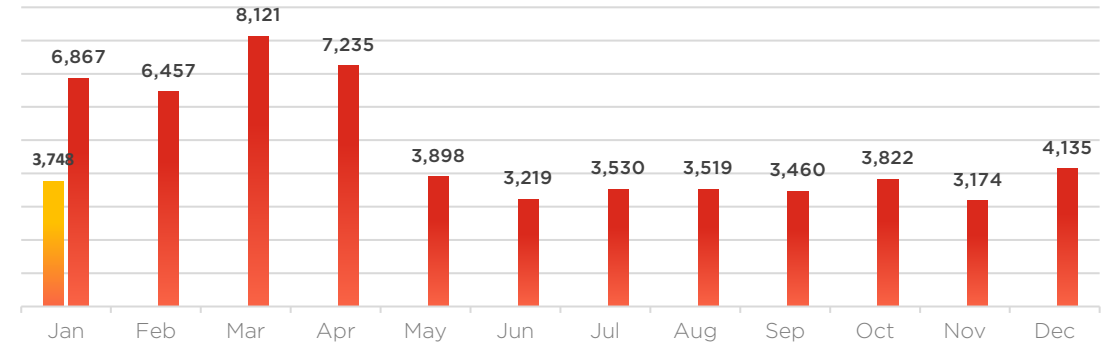
Placeholder Text: Month 2022 - Location

KEY 2022 2021

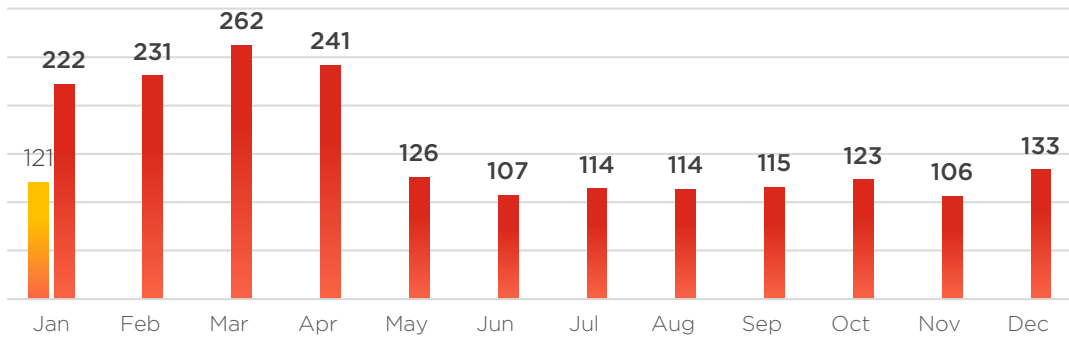
Location Sales: YOY 2022



Location Total Orders: YOY 2022



Avg. Total Orders Received Statewide Per Day: YOY 2022



Avg. Total Orders Per Day Per Store: YOY 2022

